


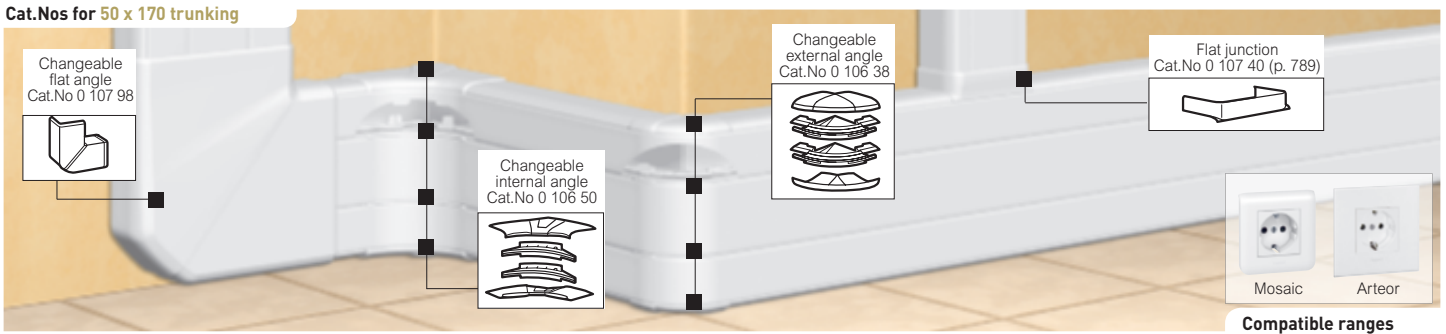
Universal DLP trunking 50 x 150 and 50 x 170 - 65 mm cover

White
length: 2 m

Cat.Nos for 50 x 150 trunking

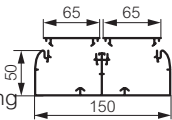


Cat.Nos for 50 x 170 trunking

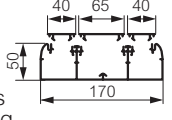


Selection chart **p. 784-785**
Wiring capacity chart **see e-catalogue**

Pack	Cat.Nos	Universal trunking 50 x 150
12 ¹	0 104 27	Trunking with partition Supplied with: - one 50 x 150 mm body - two flexible 65 mm width covers Fits onto the whole trunking including in internal and external angles Installation: can be used with Mosaic/Arteor ranges or DIN rail equipment Length 2 m
24 ¹	0 105 82	Partition Separation partition Length 2 m
20	0 106 91	Joints Body joint For aligning bases during installation
20	0 106 92	Body joint, attached with adhesive (fit at the end of installation)
10	0 108 01	Cover joint for 65 mm cover



Pack	Cat.Nos	Universal trunking 50 x 170
4 ¹	0 104 67	Trunking with partition Supplied with: - one 50 x 170 mm body - one flexible 65 mm width cover and two flexible 40 mm width covers Fits onto the whole trunking including internal and external angles Installation: can be used with Mosaic/Arteor ranges or DIN rail equipment Length 2 m
24 ¹	0 105 82	Partition Separation partition Length 2 m
20	0 106 91	Joints Body joint For aligning bases during installation
20	0 106 92	Body joint, attached with adhesive (fit at the end of installation)
10	0 108 01	Cover joint for 65 mm cover
10	0 108 00	Cover joint for 40 mm cover



Pack	Cat.Nos	Angles and end cap for universal trunking 50 x 150
Internal and external bends Include the 3 components making the angle (parts for the top and bottom and the partition junction) on which the flexible cover is fitted		
5	0 106 06	Changeable internal bend, from 85° to 95° for 50 x 150 and 50 x 195 mm trunkings
5	0 106 35	Changeable external bend, from 60° to 120° for 50 x 150 and 50 x 195 mm trunkings
5	0 107 89	Flat angle 90° flat angle
10	0 107 03	End cap Left or right end cap

Pack	Cat.Nos	Angles and end cap for universal trunking 50 x 170
Internal and external bends Include the 4 components making the angle (parts for the top and bottom and the 2 partition junctions) on which the flexible cover is fitted		
5	0 106 50	Changeable internal bend, from 85° to 95° for 50 x 170 and 50 x 195 mm trunkings
5	0 106 38	Changeable external bend, from 60° to 120° for 50 x 170 and 50 x 195 mm trunkings
2	0 107 98	Flat angle 90° flat angle
5	0 107 10	End cap Left or right end cap

1: Number of metres in pack

Junctions and accessories
p. 789